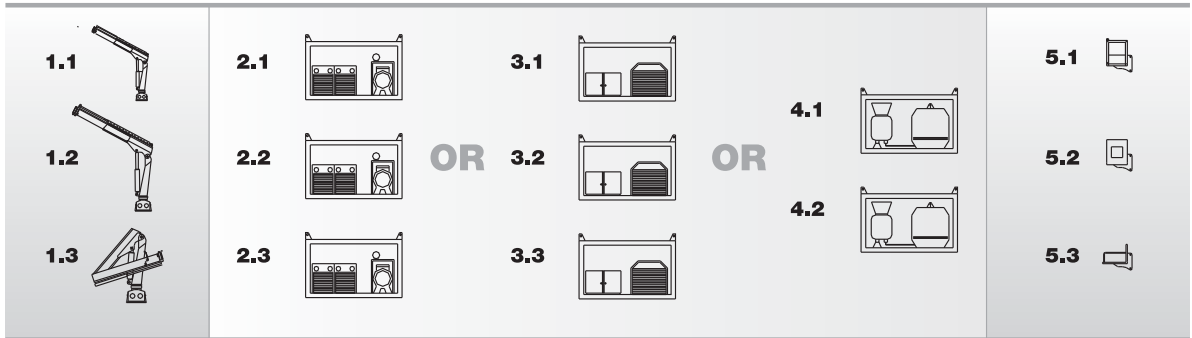


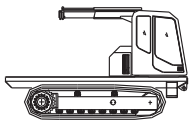


# MULTI-PURPOSE TRACTOR SMPS-210

CE Approved



## CONFIGURATIONS



### 1. HYDRAULIC BOOM

<b>1.1</b>	Type	MAXILIFT 350.3
	Maximum lifting capacity	33 KNm
	Standard outreach	4.72 m - 15.5 ft
	Slewing torque	4.6 KNm
	Maximum working pressure	190 bar
	Optional	Hydraulic knuckle boom
<b>1.2</b>	Type	MAXILIFT 040.3C
	Maximum lifting capacity	42 KNm
	Standard outreach	4.72 m - 15.5 ft
	Slewing torque	16 KNm
	Maximum working pressure	240 bar
	Optional	Hydraulic knuckle boom
<b>1.3</b>	Type	HIAB 060-2
	Maximum lifting capacity	56.3 KNm
	Standard outreach	7.1 m - 23 ft
	Slewing torque	8 KNm
	Maximum working pressure	240 bar

### 2. WELDING UNIT (Option 1)

<b>2.1</b>	Welders type	4 x LINCOLN IDEALARC DC 400
	Electrical outlets	4 with 110 Volt
	Alternator	150 KVA - 60 Hz
	Power generator	125 Kw
<b>2.2</b>	Type welders	4 x MILLER INVISION 456
	Electrical outlets	4 with 110 Volt
	Alternator	150 KVA - 60 Hz
	Power generator	125 Kw
<b>2.3</b>	Type welders	AUTOMATIC PACKAGED
<b>2.4</b>	Optional	
	Air compressor for line-up clamp	
	Model	ATLAS COPCO
	Type	LT 110-20
	Maximum pressure	20 bar
	Displacement at 1500 rpm	23.20 liters/sec
	Air tank (standard)	120 liters

### 3. HEATING INDUCTION UNIT (Option 2)

<b>3.1</b>	Type	2 x MILLER INTELLIFIRE 250
	Alternator	60 KVA - 50 Hz
	Generator	54 Kw
<b>3.2</b>	Type	SHI 625
	Alternator	70 KVA - 400 Hz
	Generator	62.5 Kw
<b>3.3</b>	Type	SHI 1250
	Alternator	2x70 KVA - 400 Hz
	Generator	125 Kw

### 4. SAND-BLASTING UNIT (Option 3)

<b>4.1</b>	Air compressor type	ATLAS COPCO
	Model	XAS96Dd
	Maximum pressure	7 bar
	Displacement	5.28 m <sup>3</sup> /min
	Diesel engine	Deutz F3M1011F
	Power	35 Kw
	Noise level	Lwa 100 db
	Sand blasting machine model	SSMS200
	Maximum capacity	200 Liters
<b>4.2</b>	Air compressor type	ATLAS COPCO
	Model	LT-110-20
	Maximum pressure	20 bar
	Maximum flow	23,20 lt/sec

### 5. REAR EQUIPMENT

<b>5.1</b>	8 bottles box, Hydraulic lifter
<b>5.2</b>	Heating pincers box, Hydraulic lifter
<b>5.3</b>	Sand pallet platform, Hydraulic lifter

# MULTI-PURPOSE TRACTOR SMPS-210

## SPECIFICATIONS



### ENGINE

Type and make	Caterpillar C7 ACERT
Net flywheel power (DIN 6270)	183 kW - 250 HP
Governed speed	2,000 g/min



### ELECTRIC SYSTEM

Operating voltage	24 V
Maintenance free supplied batteries	1
- Capacity (total)	160 Ah
Starter capacity	7.5 Kw
Alternator	55 A



### HYDRAULIC SYSTEM

Main pumps:	(BOSCH-REXROTH) two independent variable pumps closed circuits
- total max. capacity	109 U.S. gal./min - 414 lt/min
- max. operating pressure	5090 p.s.i. - 420 bar
Service pumps:	SAE "A" standard
- max. capacity	5.8 U.S.gal/min - 22 lt/min
- max. operating pressure	2900 p.s.i. - 200 bar



### TRANSMISSION

Type	Hydrostatic Bosch-Rexroth
Motors	(HYDROMATIC) two variable motors with axial pistons disappearing into the tracks frame
Brakes	Integrated negative control
Final drives	Epicycloidal oil soaked
Max. speed	
1st gear	2.6 Mp/h - 4.2 Km/h
2nd gear	5.7 Mp/h - 9.2 Km/h



### CONTROLS

Type	Pilot operated
Lever to control the travel of the tracks	1
Throttle lever	1
Safety lever completely bypassing the control hydraulic system	1



### HEATING INDUCTION SYSTEM

Power	2X62.5 KVA
Frequency	400 Hz
Maximum voltage	125 V
Speed	2,000 rpm
Heating current	1,000 A
Pipe diameter	(2) coils 42 inches
Heating time per 19mm W.T.	120 sec.
Duty cycle per 19mm W.T.	35%



### TRACK FRAME

Rollers leaning on tracks	7 per side
Rollers supporting the tracks	2 per side
Gauge	75 in - 1,900 mm
Length of the track on the ground	118 in - 3,000 mm
Track shoes	48
Standard shoes width	22 in - 550 mm
Ground contact area	13,500 sq.in - 33,000 cm <sup>2</sup>
Pressure on the ground	4 p.s.i. - 0.30 kg/cm <sup>2</sup>



### PULL HOOK

Maximum allowed pull	
- front	24,400 lb - 110 KN
- rear	24,400 lb - 110 KN



### SERVICE REFILL CAPACITIES

Fuel tank	42 U.S. gal - 160 lt
Hydraulic system circuit	37 U.S. gal - 140 lt



### HYDRAULIC BOOM

Type	MAXILIFT 040.3C
Maximum lifting capacity	42 KNm

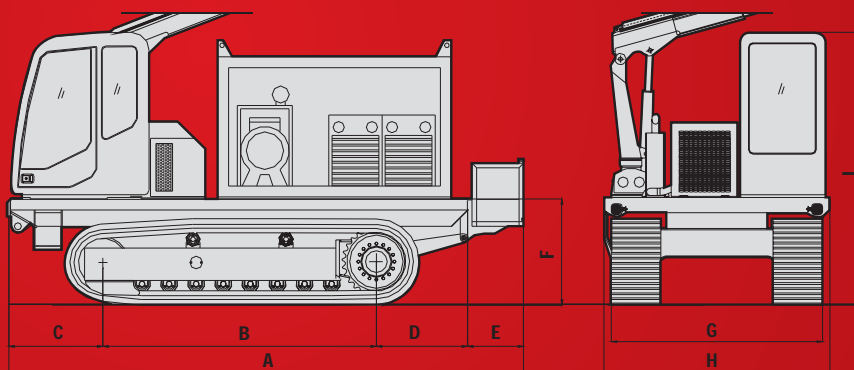


### OPTIONAL

- Twist-lock for flat bed	4
- Air conditioning for cabin	
- Hydraulic knuckle boom	HIAB 0.60
- Light boom	MAXILIFT 0350.3C

## DIMENSIONS

**OPERATING WEIGHT** 13,500 kg - 33,750 lb (Flat bed Tractor only)  
**FLAT BED TRACTOR CAPACITY** 6,486 kg - 14,300 lb



A	5.7 m / 18.7'
B	3.03 m / 9.9'
C	1.09 m / 3.6'
D	1.01 m / 3.3'
E	62 cm / 2'
F	1.18 m / 3.8'
G	2.34 m / 7.7'
H	2.5 m / 8.2'
I	3 m / 9.8'



## CONTACT INFORMATION

### **Main office – General inquiries SUPERIOR Manufacturing**

16031 East Freeway  
Channelview, TX 77530  
U.S.A.  
Phone 281.457.4400  
Fax 281.452.5455  
U.S. Toll Free 800.383.2666  
Intl. Toll Free 800.9675.3948  
pipeline@wwmach.com  
www.worldwidemachinery.com

### **Italy office SUPERIOR Manufacturing**

Via Roma, 18  
San Pancrazio, Parma  
Italy

**Evan Greenberg**  
Vice-President of Intl. Operations

### **Worldwide offices Europe and Australia**

Juergen Hafemann  
Phone +49.0.231.963.3073 Germany  
Phone +61.0.400.144.432 Australia  
pipelinece@wwmach.com

### **India**

Abhishek Bhotika  
Phone +91.11.414.59230  
pipelineind@wwmach.com

### **Africa**

Evan Greenberg  
Phone +1.281.452.5800  
pipeline@wwmach.com

### **Russia, China and the Middle East**

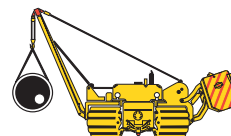
Sergio Braoude  
Phone +39.349.198.1281 Italy  
Phone +7.495.507.4827 Russia  
fsupipeline@wwmach.com

### **Latin America**

Salvador Villasana  
Phone +52.81.8.394.0160  
pipelinesa@wwmach.com

### **North America**

Rick Layh  
Phone +1.281.457.4400  
pipelinena@wwmach.com



**WORLDWIDE  
MACHINERY  
PIPELINE DIVISION**



# DISCLAIMER

## DISCLAIMER

The information contained in this brochure is intended to be of a general nature only. The SUPERIOR Manufacturing Company may at any time and from time to time, for technical or other necessary reasons, modify any of the details or specifications of the product described in this brochure. Illustrations do not necessarily show products in standard conditions. The dimensions, weights and capacities shown herein, as well as any conversion data used, are approximate only and are subject to variations within normal manufacturing techniques.